


Geared Horizontal Polishers/Sanders

300GH(X)M & 400GH(X)M Series



300GH3MD;8250;1/4

400GH3MDK;5500;S1


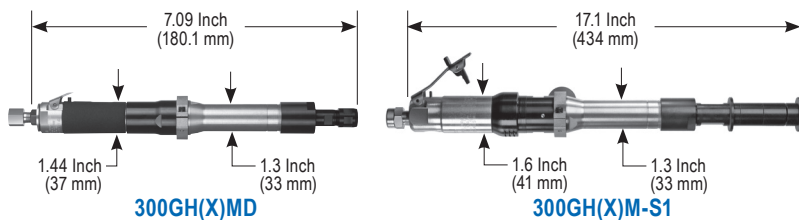
517H1M Series



517H1MK;4000;T5/8

			300GH(X)M Series		400GH(X)M Series										
Output	Gear Ratio/ Max. Rated Speed	Lever Style	MODEL NUMBER	MODEL NUMBER	Output	Gear Ratio/ Max. Rated Speed	Lever Style	MODEL NUMBER							
1/4 Inch Standard ER Style Insert Collet 3/8 Inch (10 mm) Maximum	3:1 (300GH3M 8250 RPM) (400GH3M 5500 RPM)	Standard Lever	300GH3MD;8250;1/4	400GH3MD;5500;1/4		4:1 (4000 RPM)	Standard Lever	517H1ML;4000;S1							
		Safety Lever	300GH3MDK;8250;1/4	400GH3MDK;5500;1/4			Safety Lever	517H1MK;4000;S1							
	5:1 (300GH5M 6000 RPM) (400GH5M 4000 RPM)	Standard Lever	300GH5MD;6000;1/4	400GH5MD;4000;1/4			S1 Combination Arbor 1"-4" Wide Surface Conditioning Abrasives		4:1 (4000 RPM)	Standard Lever	517H1ML;4000;T5/8				
		Safety Lever	300GH5MDK;6000;1/4	400GH5MDK;4000;1/4						Safety Lever	517H1MK;4000;T5/8				
	8:1 (300GH8M 3750 RPM) (400GH8M 2500 RPM)	Standard Lever	300GH8MD;3750;1/4	400GH8MD;2500;1/4						T5/8 Mounting Wheels with a 5/8-11 Thread		4:1 (4000 RPM)	Standard Lever	517H1ML;4000;T5/8	
		Safety Lever	300GH8MDK;3750;1/4	400GH8MDK;2500;1/4									Safety Lever	517H1MK;4000;T5/8	
S1 Combination Arbor 1"-4" Wide Surface Conditioning Abrasives	3:1 (300GH3M 8250 RPM) (400GH3M 5500 RPM)	Standard Lever	300GH3M;8250;S1	400GH3M;5500;S1		4:1 (4000 RPM)							Standard Lever	517H1ML;4000;T5/8	
		Safety Lever	300GH3MK;8250;S1	400GH3MK;5500;S1									Safety Lever	517H1MK;4000;T5/8	
	5:1 (300GH5M 6000 RPM) (400GH5M 4000 RPM)	Standard Lever	300GH5M;6000;S1	400GH5M;4000;S1			T5/8 Mounting Wheels with a 5/8-11 Thread		4:1 (4000 RPM)				Standard Lever	517H1ML;4000;T5/8	
		Safety Lever	300GH5MK;6000;S1	400GH5MK;4000;S1									Safety Lever	517H1MK;4000;T5/8	
	8:1 (300GH8M 3750 RPM) (400GH8M 2500 RPM)	Standard Lever	300GH8M;3750;S1	400GH8M;2500;S1								4:1 (4000 RPM)	Standard Lever	517H1ML;4000;T5/8	
		Safety Lever	300GH8MK;3750;S1	400GH8MK;2500;S1									Safety Lever	517H1MK;4000;T5/8	
T5/8 Mounting Wheels with a 5/8-11 Thread	3:1 (300GH3M 8250 RPM) (400GH3M 5500 RPM)	Standard Lever	300GH3M;8250;T5/8	400GH3M;5500;T5/8		4:1 (4000 RPM)							Standard Lever	517H1ML;4000;T5/8	
		Safety Lever	300GH3MK;8250;T5/8	400GH3MK;5500;T5/8									Safety Lever	517H1MK;4000;T5/8	
	5:1 (300GH5M 6000 RPM) (400GH5M 4000 RPM)	Standard Lever	300GH5M;6000;T5/8	400GH5M;4000;T5/8			T5/8 Mounting Wheels with a 5/8-11 Thread		4:1 (4000 RPM)				Standard Lever	517H1ML;4000;T5/8	
		Safety Lever	300GH5MK;6000;T5/8	400GH5MK;4000;T5/8									Safety Lever	517H1MK;4000;T5/8	
	8:1 (300GH8M 3750 RPM) (400GH8M 2500 RPM)	Standard Lever	300GH8M;3750;T5/8	400GH8M;2500;T5/8								4:1 (4000 RPM)	Standard Lever	517H1ML;4000;T5/8	
		Safety Lever	300GH8MK;3750;T5/8	400GH8MK;2500;T5/8									Safety Lever	517H1MK;4000;T5/8	

HORIZONTAL GRINDERS



HP 0.7 H.P. (600 kW)
cfm 25 cfm (11.8 L/s) Max
Lbs 3.4 Lbs. (1.5 Kg) Aluminum
 3.8 Lbs. (1.7 Kg) Steel
SUPPLY 1/4" NPT Inlet
 3/8" (10 mm) Hose Size

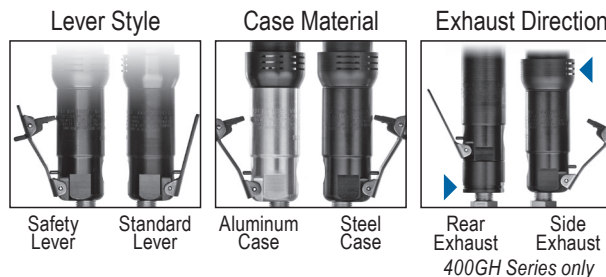
HP 1.2 H.P. (900 W)
cfm 35 cfm (16.5 L/s)
Lbs 4.7 Lbs. (2.1 Kg) Aluminum
 5.4 Lbs. (2.4 Kg) Steel
SUPPLY 1/2" NPT Inlet
 1/2" (13 mm) Hose Size

HP 1.5 H.P. (1.1 kW)
cfm 35 cfm (16.5 L/s) Max
Lbs 6.7 Lbs. (3.0 Kg)
SUPPLY 1/2" NPT Inlet
 1/2" (13 mm) Hose Size

STANDARD EQUIPMENT

- Tool
- Operating Instructions and Service Manual
- Wrenches (sizes based on options)

300GH(X)M, 400GH(X)M Series Alternate Options



Mounting

